



Beijing Jingneng Clean Energy Co., Limited
北京京

14A.60

2022 6 20	84.68%
68.68%	
14A	
14A.60	14A
	14A

2022 5 30 2022 5 10 2022 5 30 2022 6 20

84.68%

20%

2022 6 20

84.68%

68.68%

14A

1. 2016 4 25	50	2016 4 27		72.68	50	10,000	10,000
		2026 4 26	10				
	1#300	(i)	40	24.5	40		
		(ii)	12				10,000
	86.55						
	61.47						
2. 2016 4 25	200	2016 4 27		289.81	200	10,000	10,000
		2026 4 26	10				
	1	(i)	40	24.5	40		
		(ii)	12				10,000
	468.18						
	330.67						

3.	2016 4 25							
		300	2016 4 27					
			2026 4 26	300	437.02			
			10					
				(i)				
				40				
				(ii)				
				24.5				
				12				10,000
				2021 7 25				10,000
				24.5				
		345.89						
		300.52						
4.	2016 4 25							
		100	2016 4 27					
			2026 4 26	100	142.60			
			10					
				(i)				
				40				
				(ii)				
				24.5				
				12				10,000
				2021 8 27				10,000
				24.5				
		152.98						
		113.34						

5. 2018 2 11

11

2018 2 12
2027 2 11
9

3.2

14.22

(i)

11

36

3.88%

(ii)

3.88%

10,000

10,000

2017 6 23

11.86

2018 2 1

11.86

21% 19%

2017 6 13

6. 2019 1 28

22
8.76773
2019 1 31
2028 1 30
9

29.94

(i) 36
(ii) 36
3.88%
3.88%
22
10,000
10,000

10,000

2017 6 23

26.89
2018 11 30

21% 19%
2017 6 13

26.58

2018 2 11

7. 2019 9 12

47
A
2019 9 12
2022 9 11
3

56.26

(i) 12
(ii) 12
(iii) 47
2
12
8.2%
8.2%

10,000

10,000

2019 7 31

2022 6 13

35

82.16

8. 2020 8 17

100

198

2020 9 18

2029 9

125.74

2020 5 31

104.64

9. 2020 8 17

190
2020 9 18
2029 9 17
9

35

240.86

(i)
(ii)

190

(iii)

10,000

5

36

12

10,000

2022 3 25

239.58
2020 5 31

40

200.13

- ∞ -

2020 8 17

35

2020 8 17

100%

2020 8 17

10.	2020 11 18	2020 11 26 2023 11	2 2 2	2 25 3	2 2 2	12 12 12	(i) (ii) 34	300 1.05 12	319.72 (iii) 12 12	10,000 10,000 10,000
11.	2021 4 25	2021 4 25 2023 4 24 2	124	8	103	8 124	(i) (ii)	124	136.06	10,000 10,000
			377.64			2022 6 6		103		10,000
			209.81							
			125.23							
			2021 2 28							

12. 2021 4 26

2021 4 26
2024 4 25
3

120

134.60

120

(i)

12

(ii)

10,000

12

12

10,000

2.2

2022 6 6

25

132.09
2021 2 28

128.88

13. 2021 5 7

2021 5 7
2023 5 6
2

23.50

25.79

23.5

(i)

8

(ii)

10,000

103

12

10,000

79.06
2021 2 28

24.84

16. 2021 7 20

2021 7 27
2024 7 26
3

200

226.91

(i)

(ii)

12

200

85

12

12

262.05

2021 6 28

244.98

18. 2021 10 20	2021 10 25	2023 10	38.00
35	24	2	(i) 35
		8	(ii) 8
	1		12
			90
			10,000
			10,000

71.65
2021 6 30

51.14

19. 2021 12 27

40	2021 12 29	45.38	12	10,000	10,000
	2024 12		40		
	28		12		
	3		12		
			12		
			95		
			12		
			12		

79.26

2021 10 31

57.38

20. 2022 6 17

160	2022 7 1	178.89	12	25	10,000
	2025 6 30		160		
	3		12		
			12		
			12		
			12		
			12		
			12		

169.86

2022 1 31

168.24

3.	2017 6 13	17.68592	2017 8 30	127.88	(i)	10,000	8%	6%	5%
			2026 8 29	89.08	(ii)	36			
			9	0.98	(iii)	36	10%		

2017 6 23 21% 19%

4.	2017 6 13	1.83384	2017 8 30	10.68	(i)	10,000	8%	6%	5%
			2026 8 29	7.68	(ii)	36			
			9	0.1	(iii)	36	10%		

2017 7 28 21% 19%

5. 2017 12 21

3.5

2018 1 26

13.65

26 f6E0u(108-(6#%C d-0B-1.0728BTd-(\Aa(G0069D-B'6p0BTd-(6#Y)Tj-.E)Tj-/Yf-(B0BTd-(410 f)Tj-a3.)Tj-8Tj-0B-1.077Aa.-v<K18N1%)Tj-0B-1.0772BTd-(0° 08668.74B

7.	2020 5 27	3.70524	2020 6 17	19.96											
		19.96	2029 6 16	19.96	(ii)	25.83	36	(i)			10,000				
			9	0.05		(iii)		6.5%							
				36		(iv)	0.2	6.5%							
8.	2020 6 5	5.23260	2020 6 17	31.09											
		31.09	2029 6 16	31.09	(ii)	41.80	36	(i)			10,000				
			9	0.04		(iii)		6.5%							
				36		(iv)	0.31	6.5%							
9.	2020 6 4	9.93783	2020 6 17	55.91											
		55.91	2029 6 16	55.91	(ii)	73.04	36	(i)			10,000				
			9	0.08		(iii)		6.5%							
				36		(iv)	0.56	6.5%							

10. 2020 6 4	7,45030	2020 6 17	59.37	(i)	10,000
	44.32	2029 6 16	44.32	36	
	44.32	9	0.06	(iii)	
			6.5%	6.5%	
		36	(iv)	0.44	
					6.5%
11. 2020 6 4	4,28120	2020 6 17	32.69	(i)	10,000
	23.70	2029 6 16	23.70	36	
	23.70	9	0.03	(iii)	
			6.5%	6.5%	
		36	(iv)	0.24	
					6.5%

12.	2021 9 22	4.13316	2021 12 10 2030 12 9	13.01	13.01	17.00	36	(i)	
			9 2022	13.01	(ii)				10,000
			3 14		0.34	(iii)			
			2022 5 10		42		36	12	
			2031 5 9						
									2017 7 11
									2017 5 25
									21% 19%
13.	2021 11 22	1150404	2022 9 20 2025 9 19	428.11	428.11	480.81	12	(i)	
			3	428.11	(ii)				1
					9.98	(iii)			
							12	12	
					95.25				
							(iv)	2.40	

2021 11 22

14. 2021 11 22	1150404	2023 6 20							
		2026 6 19	635.66	735.94	12	(i)			
	653.66	3	(ii)	17.08		(iii)			1
				95.25	12				
				(iv)	3.66				

2021 11 22

15. 2021 11 18	9,98028	2022 2 15							
		2031 2 14	25.66	33.30	36	(i)			
	25.66	9	(ii)	0.23		(iii)			10,000
				9.6	36				
					12				

16.	2021 12 20	17.73023	2021 12 24					
			2026 12	61.00	61.00	20	(i)	10,000
		61.00	23	0.04	0.04		(ii)	
			5				(iii)	
				18	18	20	(iv)	
						20		12
						1.65		
	2021 12 20							
	2021 12 22							100%
	2021 12 20							
17.	2021 9 16		2023 7 20		156.50	32	(i)	10,000
			2031 7 19	118.00	118.00		(ii)	
			8	6.09	6.09		(iii)	
				9	9	32	(iv)	
						0.45		12

18. 2021 9 16									
	2023 7 20			933.97		(i)			
	2031 7 19		32						
	8								10,000
	676.00	(ii)	676.00	34.10	(iii)				
			9	(iv)			32	12	
							3.00		
19. 2021 9 14									
	2022 8 20			163.94		(i)			
	2030 8 19		32						
	8								10,000
	126.07	(ii)	126.07	2.00	(iii)				
			9	(iv)			32	12	
							0.45		
20. 2021 9 15									
	2023 7 20			225.90		(i)			
	2031 7 19		32						
	8								10,000
	166.90	(ii)	166.90	8.29	(iii)				
			9	(iv)			32	12	
							0.65		

21. 2022 5 11	7.606	2022 6 7	34.26	(i)
	28.60	2027 6 6	28.60	(ii)
		5	0.03	(iii)
			13	
			20	
			20	
			12	
			10,000	

2022 5 11

2022 5 11

95%

2022 5 11

1. 2021 10 22

2021 10 22
2024 6 30 11
3.85%

11

333.44
300.00

2. 2021 12 24

2018 11 2021 5 2021 12 24
2024 12 12
23 3
89.30 89.30 66.5 12
12

3.	2021	12	24					
	2018	11		2021	5	2021	12	24
						2024	12	
				23		3		
	48.27						66.5	12
		48.26						12

2022 6 16

2022 6 16

(i)

(ii)

15.78

2020 5 15

2022 12 31

2020 5 15

(i)

(ii)

(1)

(2)

		2022 12 31				500
			(iii)	(i)	(ii)	
2020 8 5						
		2022 3 9				2022 12
31						3,000
	2022 12 31					

2021 12 28

2022 4 24

2021 12 28

(i)

(ii)

2022 1 1 2022 12 31

2022 12 31

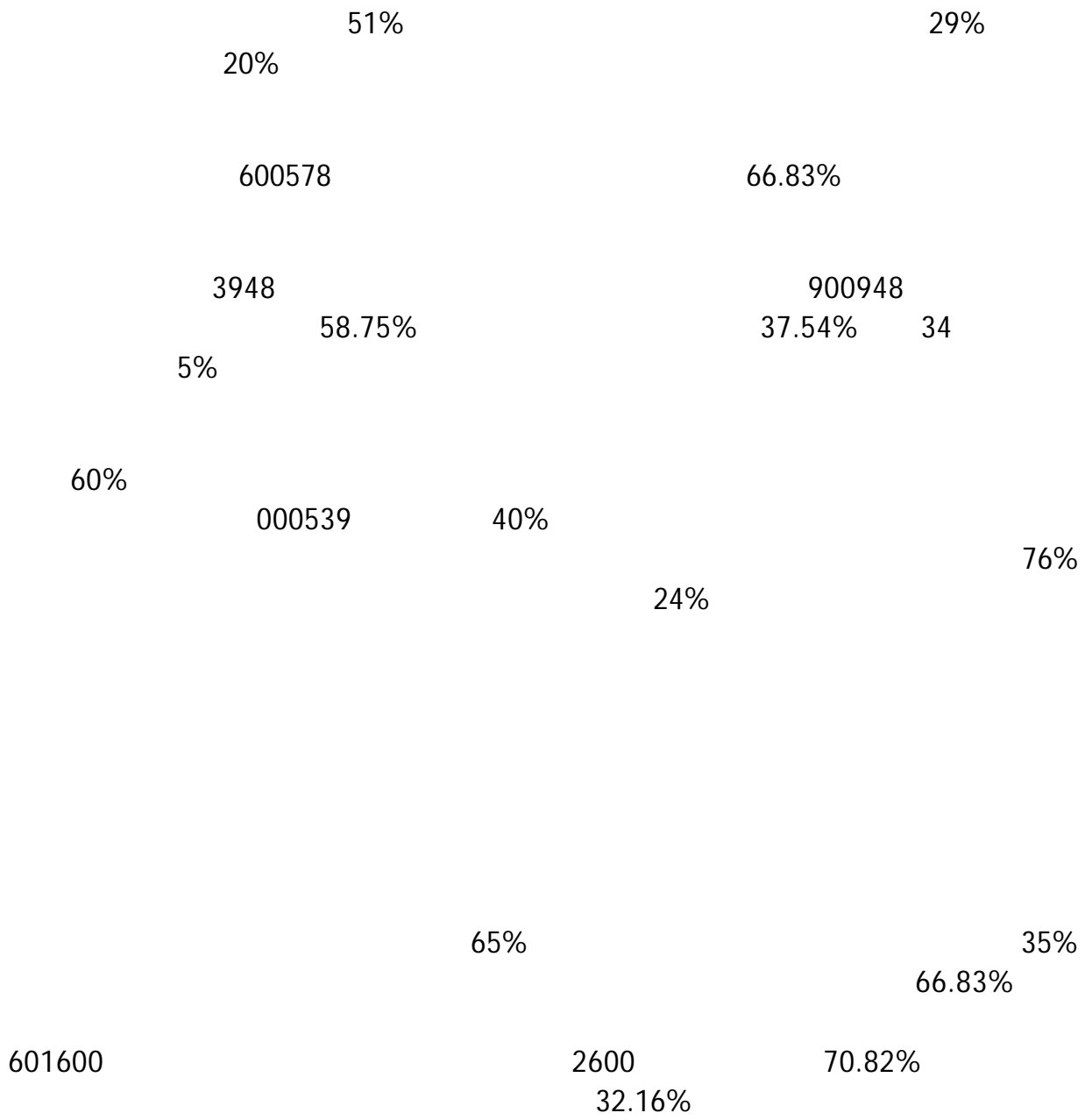
2022 4 24

6 30 12 31

84.68%

15.32%

68.68%



17.96%

5.66%

5.56%

68.75%

31.25%

51%

49%

66.83%

51%

49%

66.83%

90%

10%

48%

KEP US

34%

18%

015760

10%

21% 60% 19%

20% 95% 5% 80%

9.98% 41.30% 17.40% 1.24% 41.30%

30%

30%

66%

34%

66.83%

58.80%

36.97%

4.23%

61%

601169

39%

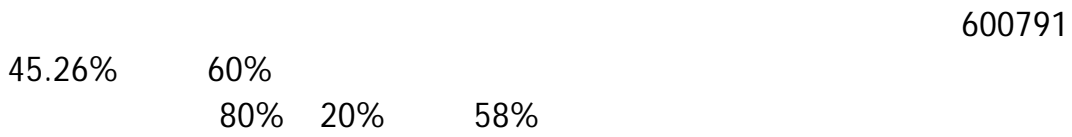

ING BANK N.V.

13.03%

65%

35%

6166



94.52% 42% 25%
2.74% 2.74% 90% 10% 15%

66.83%

21%

60%

19%

80%

20%

95% 5%

21%

60%

19%

20%

95% 5%

80%

63.31%

60%

601101

76.05%

23.95%

40%

99.43%

0.57%

51%

49%

94.68%

95%
40% 30% 30%

5%

686

32%

(i)

(ii)

(iii)

14A

14A

68.68%

14A.60

14A

14A

686

00579

H

84.68%

15.32%

%

2022 6 20

